

For Earth, For Life
Kubota

Z

KUBOTA Z4 Series

Z4-541

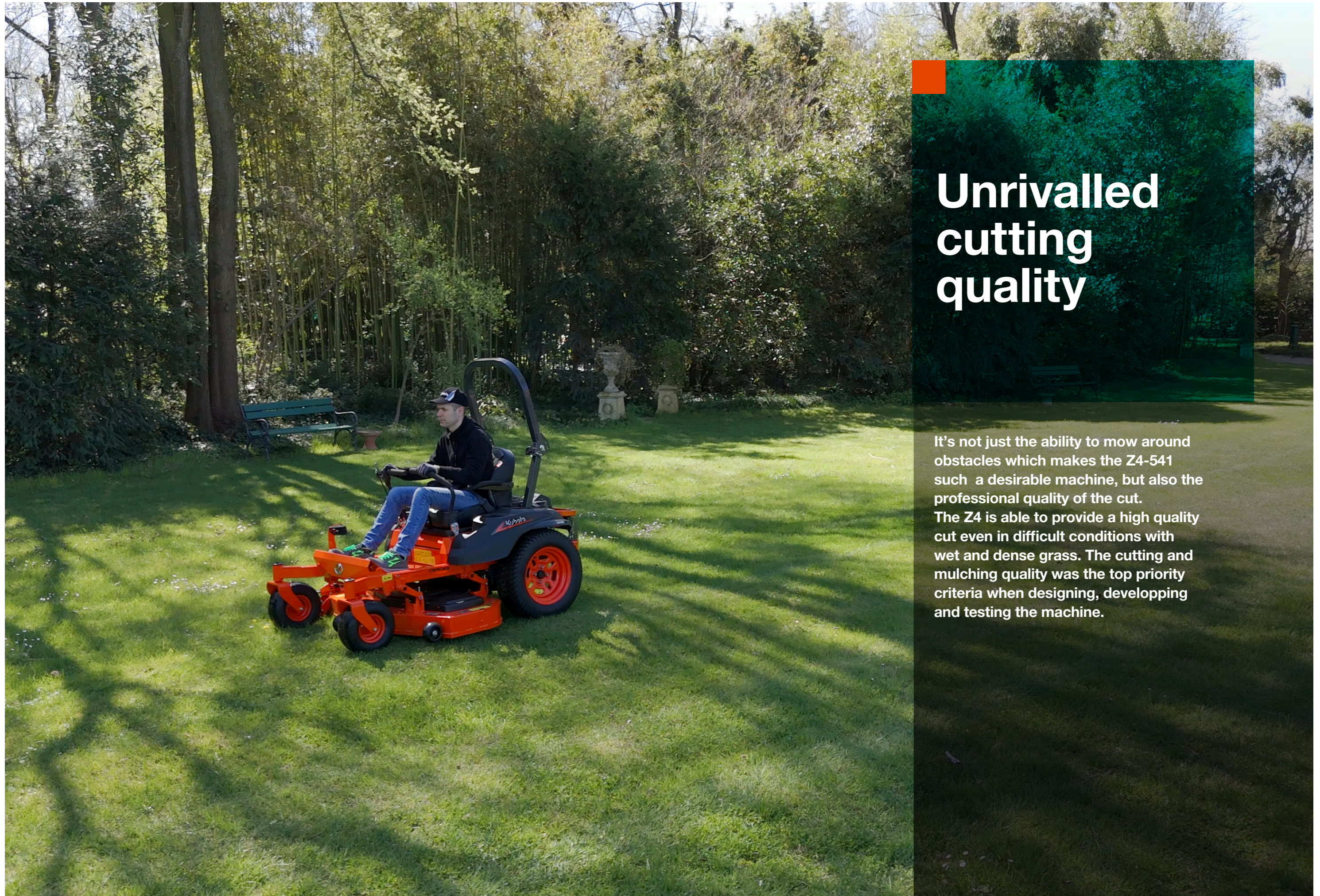


#Mission

Zero-turn. The clue is in the name

The Z4-541 with 360° turning technology lets you mow around obstacles with incredible ease, making every mowing manoeuvre more efficient. The lever operation, seating position, foot plate and general vision from the seat makes these machines an operators dream.





Unrivalled cutting quality

It's not just the ability to mow around obstacles which makes the Z4-541 such a desirable machine, but also the professional quality of the cut. The Z4 is able to provide a high quality cut even in difficult conditions with wet and dense grass. The cutting and mulching quality was the top priority criteria when designing, developing and testing the machine.

#Comfort

Long working hours require comfort and easy operation

Welcome to the Z4-541

The key to comfort is not just making the seat deep padded and desirable, but also the positioning of the controls and the ease of operation.

With these crucial elements in mind, the layout design was always upmost at each stage of development. Clever layout design also creates space.



Generous floor plates

A large floor plate area with angled footrest enhances the seating position. Mounting the foot plate on rubber pads removes any vibration under foot.



Deluxe seating package

A deluxe high back seat with suspension adjustment, armrests and additional lumbar support ensure a high-level comfort is achieved.

#Controls



Designed and tested for European grass and weather conditions, the Z4 ensures superior durability and performance – which means commercial-grade results.



Control console

The controls are grouped together in one place. Clearly identified, and logically laid out ensures quick, easy operation.



Parking brake

Foot pedal operation becomes instinctive with the central positioning of the pedal. Leaving the machine parked safe and secure is always a prime objective.



Storage area

To the left of the operator is taken by a generous storage compartment and handy cup holder.

#Performance

Air cooled V-twin petrol engine

Powered by a Kawasaki FS730-V engine producing 24HP. The design of V twin engines allows them to run quieter and smoother with less vibrations than traditional single cylinder engines.

A rear “wrap-round” bumper bar gives added protection and comes standard with a rear towing hitch.



Air filter access

Access to the engine air filter does not require any tools. Mounted at the rear, all checks and cleaning can be carried out quickly and effortlessly.



Air cooling fan

A grass screen prevents debris build-up and allows effective engine cooling throughout the hot summer months.

#Transmission

HST drive line

Hydro-gear transmission drive provides independent power to each wheel allowing the Z4-541 to achieve maximum traction and outstanding manoeuvrability.




The drive system allows the machine to turn on-the-spot with the ability of the drive wheels to turn in the opposite direction to each other.



Soft-grip motion control levers


The motion control levers are not only very comfortable to hold and operate but are fitted with anti-vibration pads.



Deck design



Deck operation. It couldn't be simpler



3-blade Side discharge deck

The design of the blades offer several advantages for this deck. The cutting angle of the blade enhances performance through cut quality and crop throughput. An optional mulching kit converts the Z4 into a mulching machine.



54" deck

The 54" deck is a welded steel structure with a reinforced lower strengthening bar. This construction provides the durability required for this type of operation and working conditions.



Deck raise kit

A lifting kit is available which gives you safe and easy access to the deck underside for checking or replacing blades or simply access for cleaning.



K-lift deck operation

A foot operated pedal does all the raising and lowering of the deck. The deck will always return to the set cutting height every time.



Quick-dial height adjustment

The deck cutting height is adjusted using a dial. Simply turn the dial and the height is adjusted in increments to suit the conditions and requirements.



OCDC (Operator Control Discharge Chute) kit

Lever opening and closing of a discharge chute cover allows you to temporarily shut the outlet and prevent clippings from ejecting onto paths and flowerbeds.



Restricted area. No problem



Foldable ROPS

No height restrictions allows the Z4-541 to operate under low branches and for storage in low entrance buildings.



Wide low-profile drive wheels

The drive wheels distribute the load excellently over a wide surface area to prevent any compaction and damage to the turf. Stylish and appealing in appearance.



Solid rubber front wheels

Maintenance-free solid rubber deck tyres prevent bulldozing of the front deck. These wheels are positioned so there is no restriction to the grass flow into the cutting blades.

#Maintenance

Access for maintenance has never been easier

Three quick and easy steps means checking the deck driveline has never been simpler.



Step 1
Remove the floor plate. No tools required.



Step 2
Remove the single locking bolt.



Step 3
The plastic guard is a three-part interlock cover. Remove the centre piece first and then the two sides.
Checking the belts and pulleys has never been easier.

#Technical data

Model	Z4-541	
Version	Zero turn mower	
Engine	Kawasaki FS730V / 726cc / 2 V-twin	
Model / Displacement / Cylinders		
Gross Power	Hp/kW	24/ 17.9
Cooling system	Air	
Fuel tank capacity	Lts	25.7
Transmission		
Transmission type	Hydrostatic (HST) Hydro-gear	
Steering control	Motion levers	
Forward speed	Km/hr	14.4
Reverse speed	Km/hr	6.4
Drive system	Belt drive	
Park brake system	Foot applied pedal	
Mower deck cutting system		
PTO drive system	Belt	
Deck raise / lower	Foot pedal	
Discharge direction	Side	
Cutting height range	mm	38 - 127
Cutting height adjustment	Dial	
Cutting width	mm / inch	1372 / 54
No. of blades	3	
Operator station		
ROPS	Foldable	
Driver's seat	22» Deluxe High Back Seat w/ armrests w/ 3.0» stroke suspension	
Hour meter	cm	•
Cup holder and storage	•	
Rear towing bracket	•	
Dimensions and weights		
Front tyres	13 x 6.5-6 Smooth, semi-pneumatic	
Rear tyres	24 x 9.5-14 Turf, low profile	
Wheelbase (A)	mm	1255
Overall length (B)	mm	2055
Overall height (with ROPS upright) (C)	mm	1772
Overall width (without mower deck) (D)	mm	1236
Total weight (with mower deck)	kg	420



Kubota (U.K.) Limited

Dormer Road Thame, Oxfordshire, OX9 3UN

<http://www.kubota.co.uk>

This publication may not be reproduced in whole or in part in any form without the prior written consent of KUBOTA. It corresponds to the status at the time of going to press. The manufacturer reserves the right to change technical specifications without notice. Some of the parts shown in the publication are optional and are not part of the standard equipment. Information on warranty and safety as well as further product information can be obtained from the responsible KUBOTA authorized dealer.

v_5/2024

